







ASSESSMENT TOOL

SAFETY SIGNS

Competency	AHCWRK205A	Participate in Workplace Communications
-------------------	------------	-----------------------------------------

Trainee Name		Date:	
---------------------	--	--------------	--

Below is a collection of safety signs that could be used in a shearing shed. For each sign suggest places in the shed where it might be found and the warning the sign is giving.

SIGN	SUGGESTED PLACES IN THE SHED FOR THE SIGN	HAZARD THE SIGN IS WARNING ABOUT
		
		
		
		
		
		

SIGN	SUGGESTED PLACES IN THE SHED FOR THE SIGN	HAZARD THE SIGN IS WARNING ABOUT
