

Feed on Offer Photo Library

Use in conjunction with the Lifetime Ewe Management feed budgeting tables available at lifetimewool.com.au



Cereal crop FOO values

Grazing cereals is common in many regions. The following relationships between Green cereal height and the FOO values have been supplied by the Grain and Graze project. Full details of grazing and use of cereals by livestock can be found at www.grainandgraze2.com.au

If the crop is less than 25 cm tall, sown at 17.5 cm spacing, use the relationship below between crop type, height and yield. For all green cereals, the energy content is usually 11-12 MJ/kg (72-78% Digestibility).

Wheat:	Each 1 cm = 60 kg/ha, Feed on Offer	For 15 cm rows add 10% to the FOO values.
Barley:	Each 1 cm = 75 kg/ha, Feed On Offer	For 20 cm rows reduce the FOO values by 10%.
Triticale:	Each 1 cm = 65 kg/ha, Feed On Offer	

Lifetime Ewe Management

The FOO Library was developed by Australian Wool Innovation and the Rural Industries Skills Training Centre to help people undertaking the Lifetime Ewe Management course. Further details can be found at;

Australian Wool Innovation: www.wool.com

RIST Centre: www.rist.com.au

Lifetime Ewe Management: www.rist.com.au/lifetime_ewe_management

FOO Library Collaborators

The FOO Library project was established and managed by Geoffrey Saul, PSA Services Hamilton. Darren Gordon, Coordinator of Lifetime Ewe Management managed interaction between RIST, Lifetime Ewe and the Library. Assistance and comments were provided by Anita Morant, Kirsty Kennedy and Tim Prance.

Many public and private research and extension officers across Australia assisted in the project including:

Victoria; Margaret Raeside, Steve Clark, Lisa Warn, Anita Morant, Meredith Mitchell, Ken Wilson

New South Wales; Luke Harrison, Ben Watts, Sue Boschma, Garry Armstrong

Queensland; David Counsell

Western Australia; Eric Dobbe, Rodger Bryant, Matthew Young, Jonathon England, Mandy Curnow, Mike Hyder

South Australia; Tim Prance, Daniel Schuppan

AWI, RIST, Lifetime Ewe Management, PSA Services and the individual officers who provided photos and data for the library, accept no liability whatsoever by reason of negligence or otherwise arising from the use of or release of this information or any part of it.



Lifetime Ewe Management




Lifetime Ewe Management - FOO Library Results

Vic Cool Temperate Autumn FOO photos


105MS P1010972




	Green	Dead
Feed On Offer (kg/ha):	110	1,420
Digestibility (%):	77.7	38.7
Equivalent to		
Metabolizable Energy (MJ/kg):	11.7	5
Sheep Intake (MJ/day):	12.9	
50kg dry, Condition score 3		
Crude Protein (%):	22	7.5
Pasture Height (cm):	3.5	2
Ground Cover (%):	97	
Legume (%):	0	
State:	VIC	
Location:	South West	
Climate Zone:	Cool Temperate	
Major Species:	Tall Fescue	

Comments	Intake higher than expected due to tall pasture height for FOO value
----------	--

106MS P1010975



	Green	Dead
Feed On Offer (kg/ha):	430	760
Digestibility (%):	73.8	42.3
Equivalent to		
Metabolizable Energy (MJ/kg):	11.1	5.7
Sheep Intake (MJ/day):	13.8	
50kg dry, Condition score 3		
Crude Protein (%):	20	8.7
Pasture Height (cm):	7.5	5
Ground Cover (%):	95	
Legume (%):	1	
State:	VIC	
Location:	South West	
Climate Zone:	Cool Temperate	
Major Species:	Tall Fescue	


Comments	Intake higher than expected due to tall pasture height for FOO value
----------	--

Lifetime Ewe Management - FOO Library Results

Vic Cool Temperate Autumn FOO photos

107MS P101979




	Green	Dead
Feed On Offer (kg/ha):	610	1,250
Digestibility (%):	74.6	52.9
Equivalent to		
Metabolizable Energy (MJ/kg):	11.2	7.5
Sheep Intake (MJ/day):	15.0	
50kg dry, Condition score 3		
Crude Protein (%):	21.2	7.6
Pasture Height (cm):	10.5	7
Ground Cover (%):	100	
Legume (%):	0	
State:	VIC	
Location:	South West	
Climate Zone:	Cool Temperate	
Major Species:	Tall Fescue	

Comments Intake higher than expected due to tall pasture height for FOO value

108MS P1010976



	Green	Dead
Feed On Offer (kg/ha):	1,810	1,360
Digestibility (%):	71.5	50.1
Equivalent to		
Metabolizable Energy (MJ/kg):	10.7	7
Sheep Intake (MJ/day):	15	
50kg dry, Condition score 3		
Crude Protein (%):	16.6	4.7
Pasture Height (cm):	14	5
Ground Cover (%):	100	
Legume (%):	0	
State:	VIC	
Location:	South West	
Climate Zone:	Cool Temperate	
Major Species:	Tall Fescue	


Comments

Lifetime Ewe Management - FOO Library Results

Vic Cool Temperate Autumn FOO photos

109MS P1010981




	Green	Dead
Feed On Offer (kg/ha):	230	720
Digestibility (%):	73.9	44
Equivalent to		
Metabolizable Energy (MJ/kg):	11.1	6
Sheep Intake (MJ/day):	11	
50kg dry, Condition score 3		
Crude Protein (%):	23.5	8.4
Pasture Height (cm):	3.5	5
Ground Cover (%):	50	
Legume (%):	2	
State:	VIC	
Location:	South West	
Climate Zone:	Cool Temperate	
Major Species:	Cocksfoot	

Comments	Intake higher than expected due to tall pasture height for FOO value
----------	--

110MS P1010983



	Green	Dead
Feed On Offer (kg/ha):	230	1,350
Digestibility (%):	80	38.3
Equivalent to		
Metabolizable Energy (MJ/kg):	12.2	5
Sheep Intake (MJ/day):	14	
50kg dry, Condition score 3		
Crude Protein (%):	28	6.9
Pasture Height (cm):	7	4
Ground Cover (%):	70	
Legume (%):	2	
State:	VIC	
Location:	South West	
Climate Zone:	Cool Temperate	
Major Species:	Cocksfoot	


Comments	Intake higher than expected due to tall pasture height for FOO value
----------	--

Lifetime Ewe Management - FOO Library Results

Vic Cool Temperate Autumn FOO photos

111MS P1010987




	Green	Dead
Feed On Offer (kg/ha):	700	1,140
Digestibility (%):	77	38
Equivalent to		
Metabolizable Energy (MJ/kg):	11.6	5
Sheep Intake (MJ/day):	14.8	
50kg dry, Condition score 3		
Crude Protein (%):	25	6.6
Pasture Height (cm):	10	7
Ground Cover (%):	100	
Legume (%):	2	
State:	VIC	
Location:	South West	
Climate Zone:	Cool Temperate	
Major Species:	Cocksfoot	

Comments	Intake high due to height of pasture for FOO value
----------	--

112MS P1010985




	Green	Dead
Feed On Offer (kg/ha):	1,590	1,560
Digestibility (%):	76	38
Equivalent to		
Metabolizable Energy (MJ/kg):	11.4	4.9
Sheep Intake (MJ/day):	15	
50kg dry, Condition score 3		
Crude Protein (%):	23	7
Pasture Height (cm):	15	7
Ground Cover (%):	100	
Legume (%):	0	
State:	VIC	
Location:	South West	
Climate Zone:	Cool Temperate	
Major Species:	Cocksfoot	

Comments	
----------	--

Lifetime Ewe Management - FOO Library Results
Vic Cool Temperate Autumn FOO photos

113MS P1010996




	Green	Dead
Feed On Offer (kg/ha):	0	160
Digestibility (%):	NA	30
Equivalent to		
Metabolizable Energy (MJ/kg):	NA	3.5
Sheep Intake (MJ/day):	0.5	
50kg dry, Condition score 3		
Crude Protein (%):	NA	9
Pasture Height (cm):	0	2
Ground Cover (%):	80	
Legume (%):	0	
State:	VIC	
Location:	South West	
Climate Zone:	Cool Temperate	
Major Species:	Silver grass	

Comments	Green and dead not separated and analysed as "Dead"
----------	---

114MS P1010993




	Green	Dead
Feed On Offer (kg/ha):	30	760
Digestibility (%):	NA	40
Equivalent to		
Metabolizable Energy (MJ/kg):	NA	5.2
Sheep Intake (MJ/day):	9.5	
50kg dry, Condition score 3		
Crude Protein (%):	NA	12
Pasture Height (cm):	3	25
Ground Cover (%):	95	
Legume (%):	0	
State:	VIC	
Location:	South West	
Climate Zone:	Cool Temperate	
Major Species:	Barley grass	

Comments	Green and dead not separated and analysed as "Dead"
----------	---

Lifetime Ewe Management - FOO Library Results
Vic Cool Temperate Autumn FOO photos

115MS P1010992




	Green	Dead
Feed On Offer (kg/ha):	NA	2,500
Digestibility (%):	NA	42
Equivalent to		
Metabolizable Energy (MJ/kg):	NA	5.6
Sheep Intake (MJ/day):	12	
50kg dry, Condition score 3		
Crude Protein (%):	NA	15
Pasture Height (cm):	5	20
Ground Cover (%):	100	
Legume (%):	0	
State:	VIC	
Location:	South West	
Climate Zone:	Cool Temperate	
Major Species:	Bent grass	

Comments	Green and dead not separated and analysed as "Dead"
----------	---

116MS P1010989



	Green	Dead
Feed On Offer (kg/ha):	0	2,800
Digestibility (%):	NA	56
Equivalent to		
Metabolizable Energy (MJ/kg):	NA	8
Sheep Intake (MJ/day):	14	
50kg dry, Condition score 3		
Crude Protein (%):	NA	12
Pasture Height (cm):	9	25
Ground Cover (%):	100	
Legume (%):	0	
State:	VIC	
Location:	South West	
Climate Zone:	Cool Temperate	
Major Species:	Bent grass	


Comments	Green and dead not separated and analysed as "Dead"
----------	---

Lifetime Ewe Management - FOO Library Results

Vic Cool Temperate Autumn FOO photos

400LWPLIMG_3976




	Green	Dead
Feed On Offer (kg/ha):	100	600
Digestibility (%):	66	39
Equivalent to		
Metabolizable Energy (MJ/kg):	9.8	5
Sheep Intake (MJ/day):	5.4	
50kg dry, Condition score 3		
Crude Protein (%):	24	16
Pasture Height (cm):	1.5	1
Ground Cover (%):	90	
Legume (%):	0	
State:	VIC	
Location:	North Central	
Climate Zone:	Cool Temperate	
Major Species:	Phalaris	

Comments	Most of feed on offer green, dry autumn conditions.
----------	---

401LWPMIMG_3977



	Green	Dead
Feed On Offer (kg/ha):	300	1,300
Digestibility (%):	66	41
Equivalent to		
Metabolizable Energy (MJ/kg):	9.8	5.4
Sheep Intake (MJ/day):	7.3	
50kg dry, Condition score 3		
Crude Protein (%):	24	21
Pasture Height (cm):	2	2
Ground Cover (%):	100	
Legume (%):	30	
State:	VIC	
Location:	North Central	
Climate Zone:	Cool Temperate	
Major Species:	Phalaris	


Comments	Most of feed green, some clumps of dead feed, small bits of dead hard to separate from Green may have affected Green FEEDTEST results.
----------	--

Lifetime Ewe Management - FOO Library Results

Vic Cool Temperate Autumn FOO photos

402LWPHIMG_3981




	Green	Dead
Feed On Offer (kg/ha):	800	1,300
Digestibility (%):	70	40
Equivalent to		
Metabolizable Energy (MJ/kg):	10.4	5.3
Sheep Intake (MJ/day):	9.4	
50kg dry, Condition score 3		
Crude Protein (%):	27	17
Pasture Height (cm):	3	3
Ground Cover (%):	100	
Legume (%):	5	
State:	VIC	
Location:	North Central	
Climate Zone:	Cool Temperate	
Major Species:	Phalaris	

Comments	Most of feed was green. Fairly evenly grazed off. Some clumps of dead feed
----------	--

403LWRLIMG_3989



	Green	Dead
Feed On Offer (kg/ha):	50	500
Digestibility (%):	69	49
Equivalent to		
Metabolizable Energy (MJ/kg):	10.3	6.7
Sheep Intake (MJ/day):	5.6	
50kg dry, Condition score 3		
Crude Protein (%):	27	17
Pasture Height (cm):	1	1
Ground Cover (%):	70	
Legume (%):	0	
State:	VIC	
Location:	North Central	
Climate Zone:	Cool Temperate	
Major Species:	Perennial ryegrass	


Comments	Most of feed on offer was green, not much clover in paddock. Dry autumn conditions.
----------	---

Lifetime Ewe Management - FOO Library Results

Vic Cool Temperate Autumn FOO photos

404LWRMIMG_3980




	Green	Dead
Feed On Offer (kg/ha):	300	1,300
Digestibility (%):	69	39
Equivalent to		
Metabolizable Energy (MJ/kg):	10.3	5.1
Sheep Intake (MJ/day):	8.7	
50kg dry, Condition score 3		
Crude Protein (%):	27	19
Pasture Height (cm):	2.5	2
Ground Cover (%):	100	
Legume (%):	20	
State:	VIC	
Location:	North Central	
Climate Zone:	Cool Temperate	
Major Species:	Perennial ryegrass	

Comments	Most of feed was green. Fairly evenly grazed off. Some clumps of dead feed
----------	--

405LWRHIMG_4002



	Green	Dead
Feed On Offer (kg/ha):	1,200	400
Digestibility (%):	67	47
Equivalent to		
Metabolizable Energy (MJ/kg):	9.9	6.4
Sheep Intake (MJ/day):	10.7	
50kg dry, Condition score 3		
Crude Protein (%):	25	15
Pasture Height (cm):	3.5	3.5
Ground Cover (%):	100	
Legume (%):	20	
State:	VIC	
Location:	North Central	
Climate Zone:	Cool Temperate	
Major Species:	Perennial ryegrass	

Comments	Most of feed was green. Fairly evenly grazed off. Some clumps of dead feed
----------	--